
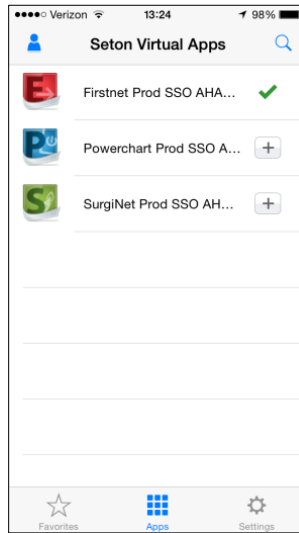
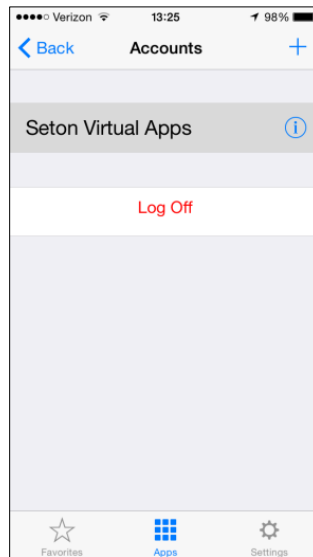


PACS for iPad/iPhone

1. Download [Citrix Receiver](#) onto your device
2. Select the person icon  on the top left corner of the screen



3. Select  on the top right corner of the screen to add an account



4. In the address line, type: <https://citrix.ausrad.com>
5. Select Next
6. Enter your PACs Username
7. Enter your PACs Password
8. Enter "PACs" in the Domain field
9. In the Token field enter your PACs password (again)
10. Select Save